



M230i


Standard Range Overview



Domino. Do more

A modular and complete Print & Apply system

The modular concept of Domino M-Series makes it easy to configure a solution based on the customers' needs and requirements. Regardless of the sector, a perfect label will be printed and applied on a product, package or pallet every time, with maximum uptime, easy operation and with full service and support when desired.




Key benefits

- ◆ Robust and reliable for maximum uptime
- ◆ Simple, quick and intuitive operation
- ◆ Compact and flexible
- ◆ Perfect codes and consistent label placement
- ◆ Global support and service
- ◆ Complete product range for all applications

Printer

The **M230i** units are equipped with a robust and operator friendly Printer, available as 4" and 6" versions and in both left and right hand orientation. The Printer is also available as a Desktop version (**M230i-DTP100 / DTP150**) with supporting legs.

	T50i	T60i
Size	4"	6"
Orientation	Left hand or Right hand	
Thermal Transfer Capability		✓
Direct Thermal Capability		✓
Print resolution	12 dots/mm (300 dpi)	
Max print speed	350 mm/s	250 mm/s
Max print width	108 mm	162 mm
Max width of backing paper	114 mm	169 mm
Max ribbon width	115 mm	170 mm
Max ribbon & label roll length	600 m	
Ribbon rolled	Ink-out	
Max label roll outer diameter	340 mm	
Label roll inner diameter	76 mm	
Minimum label gap	3 mm	
Low level media sensors		✓
Dimensions (HxWxL)	625 x 272 x 466 mm	625 x 327 x 466 mm



Controller

All **M230i** units are equipped with a Printer Controller Unit (PCU) that controls the operation of the printer.

	PCU
Input voltage	90-250VAC 50/60Hz
Power consumption	800 VA
Dimensions (HxWxL)	130 x 280 x 405 mm
Operating temperature	5°C to 40°C
Data interface	2 x RS232, 1 x USB, Ethernet TCP/IP
I/Os (configurable)	10 Inputs and 10 Outputs
PC software suite	QuickDesign 5



PCU front side

Accessories & Consumables

We also offer a wide range of accessories and consumables in order to fulfil the customers' needs and requirements. For more information about accessories, please look in the Accessories catalogue. For more guidance when it comes to all Stand options, please read the M-Series Stand guide.

- Stands and Cabinets
- TouchPanel UI
- Status beacon
- Product detection sensors
- Labels
- Ribbons
- Thermal print heads
- Mounting parts
- Machine stop / Emergency stop
- Maintenance kits



Services

SafeSupply

Guaranteed consumable performance, availability and pricing for maximised print quality and reduced downtime.

- Genuine Domino consumables to maximise printer efficiency and fulfil Domino's warranty conditions for printers and thermal print heads.
- Fixed consumable pricing with included delivery for the duration of the agreement.
- Optional thermal print head bundle with **SafeSupply 300**.
- Agreed delivery schedules.
- Discounted operator training to aid trouble-free printer operation.
- A choice of contract lengths: 1, 2-3 or 3-5 years to help plan for the future.

SafeGuard


Service cover and genuine Domino spare parts for the printer.

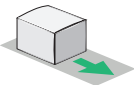
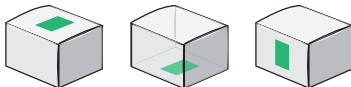
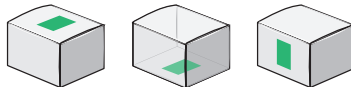
- Comprehensive service engineer cover.
- Access to the Domino helpdesk.
- Genuine Domino spare parts to maintain printer efficiency and uptime.
- Flexible payment options including quarterly or annually payments.
- A choice of contract lengths: 3, 5 or 7 years to help plan for the future.
- 3 contract levels are available; **SafeGuard 100**, **SafeGuard 200** and **SafeGuard 300**.


M230i Standard Range Overview

With an extensive selection of applicators, Domino's M230i Standard Range can cope with most labelling needs on the market. If a special pad or applicator is required, please use the SRS for quotation.



Hold a camera in front of the QR code on top of each model and see how the different models operate.



STANDARD UNITS	M230i-T4	M230i-T6	M230i-TB4	M230i-TB6
Possible Label positions  Product direction in illustrations to the right	Top, Bottom or Side 		Top, Bottom or Side 	
Number of labels per product	1		1	
Product motion	Moving or Stationary		Moving or Stationary	
Product contact	Yes		No	
Applicator type	Tamp (linear)		Tamp / Blow (linear)	
Printer	T50i	T60i	T50i	T60i
Easy-change pads	✓		✓	
Available standard Pad sizes (WxL)	50 x 66 mm 80 x 66 mm 110 x 66 mm 110 x 110 mm 110 x 160 mm 110 x 210 mm 150 x 110 mm 150 x 210 mm		50 x 30 mm 50 x 36 mm 80 x 40 mm 80 x 50 mm 100 x 50 mm 100 x 70 mm 100 x 100 mm 120 x 60 mm 150 x 100 mm	
Recommended label width	25-110 mm	25-150 mm	50-110 mm	50-150 mm
Recommended label length	15*-210 mm <small>*55 if Label Check required</small>	15*-210 mm <small>*55 if Label Check required</small>	30-100 mm	30-100 mm
Label Check functionality	✓		✓	
Autolock & Continuous vacuum	✓		✓	
Available stroke lengths / Distance to product	160 mm / 10 - 160 mm 360 mm / 10 - 360 mm 560 mm / 10 - 560 mm		130 mm / 10-130 mm 330 mm / 10-330 mm	
Autostop	✓		✓	
Performance: Typical labels printed and applied/minutes	Label: 100x100 mm Distance to product: 250 mm 36 labels/min Label: 52x67 mm Distance to product: 20 mm 60 labels/min	Label: 150x210 mm Distance to product: 560 mm 22 labels/min Label: 150x100 mm Distance to product: 100 mm 44 labels/min	Label: 50x30 mm Distance to product: 30 mm 82 labels/min	Label: 150x100 mm Distance to product: 110mm 45 labels/min
Recommended maximum linear speed of conveyor	30 m/min		30 m/min	
Input air pressure	6 bar - clean dry air		6 bar - clean dry air	
Air consumption (one cycle)	6-12 litres		3.2-6.6 litres	
Power: Average operating power @230V Idle power @230V	142W 60W	135W 62W	129W 59W	129W 59W
Dimensions (HxWxL)	Min 625 x 272 x 560 mm Max 951 x 272 x 671 mm	Min 625 x 327 x 560 mm Max 951 x 327 x 671 mm	Min 625 x 272 x 560 mm Max 762 x 272 x 641 mm	Min 625 x 327 x 560 mm Max 762 x 327 x 641 mm



M230i-S4		M230i-S6		M230i-SP4		M230i-SP6		M230i-CW100		M230i-CWR100	
Front or Rear				Front or Rear				Top + Side/Rear/Front Side + Rear/Front			
1		1		1		1		1		1	
Moving		Moving		Moving		Moving		Stationary		Stationary	
Yes		Yes		Yes		Yes		Yes		Yes	
Tamp (swing)		Tamp (swing)		Tamp (swing)		Tamp (swing)		Tamp (linear corner wrap)		Tamp (linear reversed corner wrap)	
T50i		T60i		T50i		T60i		T50i		T50i	
✓		✓		✓		✓		✗		✗	
50 x 66 mm 80 x 66 mm 110 x 66 mm 110 x 110 mm 110 x 160 mm 110 x 210 mm 150 x 110 mm 150 x 210 mm		50 x 66 mm 80 x 66 mm 110 x 66 mm 110 x 110 mm 110 x 160 mm 110 x 210 mm 150 x 110 mm 150 x 210 mm		50 x 66 mm 80 x 66 mm 110 x 66 mm 110 x 110 mm 110 x 160 mm 110 x 210 mm 150 x 110 mm 150 x 210 mm		50 x 66 mm 80 x 66 mm 110 x 66 mm 110 x 110 mm 110 x 160 mm 110 x 210 mm 150 x 110 mm 150 x 210 mm		110 x 254 mm		110 x 254 mm	
25-110 mm		25-150 mm		25-110 mm		25-150 mm		75-110 mm		75-110 mm	
15*-210 mm *55 if Label Check required		15*-210 mm *55 if Label Check required		15*-210 mm *55 if Label Check required		15*-210 mm *55 if Label Check required		40-254 mm (Tamp mode) 150-254 mm (CW mode)		40-254 mm (Tamp mode) 150-254 mm (CW mode)	
✓		✓		✓		✓		✓ Optional		✓ Optional	
✓		✓		✓		✓		✓		✓	
130 mm / 10-220 mm 270 mm / 10-360 mm		130 mm / 10-220 mm 270 mm / 10-360 mm		130 mm / 10-220 mm 270 mm / 10-360 mm		130 mm / 10-220 mm 270 mm / 10-360 mm		280 mm / 10-280 mm		280 mm / 10-280 mm	
✓		✓		✓		✓		✗		✗	
Label: 100x30 mm Distance to product: 100 mm 55 labels/min		Label: 150x100 mm Distance to product: 200 mm 25 labels/min		Label: 100x30 mm Distance to product: 100 mm 53 labels/min		Label: 150x100 mm Distance to product: 200 mm 24 labels/min		Label: 110x245 mm Distance to product: 280 mm 12 labels/min		Label: 110x245 mm Distance to product: 280 mm 12 labels/min	
30 m/min		30 m/min		30 m/min		30 m/min		N/A		N/A	
6 bar - clean dry air		6 bar - clean dry air		6 bar - clean dry air		6 bar - clean dry air		6 bar - clean dry air		6 bar - clean dry air	
6-12 litres		6-12 litres		6-12 litres		6-12 litres		15 litres		15 litres	
109W 53W		110W 53W		109W 53W		110W 53W		94W 47W		94W 47W	
Min 625 x 262 x 735 mm Max 625 x 262 x 941 mm		Min 625 x 317 x 751 mm Max 625 x 318 x 941 mm		Min 625 x 379 x 619 mm Max 625 x 489 x 681 mm		Min 625 x 384 x 626 mm Max 625 x 543 x 681 mm		654 x 262 x 715 mm		654 x 262 x 716 mm	



M230i-WV100	M230i-WVR100	M230i-FS100	M230i-FS150	M230i-B100	M230i-P150
Top, Bottom or Side		Front + Side/Top Rear + Side/Top		Top or Side	Front, Side or/and Rear Front + Side or Rear + Side
1	1	1-2		1	1-3
Moving	Moving	Moving		Moving or Stationary	Moving or Stationary
Yes	Yes	Yes		No	Yes
Wipe	Reversed Wipe	Tamp (swing)		Blow	Tamp
T50i	T50i	T50i	T60i	T50i	T60i
x	x	x	x	x	x
110 x 150 mm 110 x 220 mm 110 x 300 mm	110 x 300 mm	110 x 110 mm	150 x 110 mm	100 x 100 mm	150 x 210 mm
40-110 mm	40-110 mm	40-110 mm	60-150 mm	40-100 mm	60-150 mm
150, 220 or 300 mm	40-300 mm	40-110 mm	40-110 mm	40-100 mm	40-210 mm
x	x	✓ Optional	✓ Optional	x	✓ Optional
x	x	x	x	x	x
40 mm / 10-41 mm 50 mm / 10-51 mm 60 mm / 10-61 mm	90 mm / 10-107 mm	90 mm / 10-90mm	90 mm / 10-90 mm	N/A / 10-50 mm	495 mm / 10-495 mm
x	x	x	x	x	x
Label: 100x300 mm Distance to product: 50 mm 30 labels/min	Label: 100x300 mm Distance to product: 80 mm 20 labels/min	Label: 100x100 mm Distance to product: 40 mm 12 x 2 labels/min	Label: 150x100 mm Distance to product: 40 mm 12 x 2 labels/min	Label: 100x100 mm Distance to product: 50 mm 70 labels/min	Label: 150x210 mm Distance to product: 450 mm 3x2 labels/min
Label: 100x150 mm Distance to product: 50 mm 50 labels/min	Label: 100x100 mm Distance to product: 50 mm 50 labels/min			Label: 50x50 mm Distance to product: 50 mm 90 labels/min	
60m/min		30m/min		60m/min	N/A
6 bar - clean dry air		6 bar - clean dry air		6 bar - clean dry air	6 bar - clean dry air
4.9 litres	4.9 litres	4.9 litres	12.3 litres	1.8 litres	9-25 litres
138W 58W	138W 58W	138W 58W	138W 58W	175W 60W	225W 60W
Min 625 x 262 x 688 mm Max 625 x 262 x 765 mm	625 x 262 x 765 mm	630 x 477 x 581 mm	630 x 532 x 581 mm	625 x 262 x 688 mm	Alum: 2366 x 880 x 1160 mm Stain: 2067 x 880 x 1160 mm